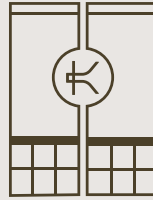


Tower Series

KESSICK ESTATE
WINE STORAGE
SYSTEMS



TOWERS
BY KESSICK



TOWERS

BY **KESSICK**

The Tower Series is a system of quality hardwood wine racking designed in a vertical column format. A wide variety of wine storage and wine display tower arrangements reflect both traditional and transitional styles.

From freestanding furniture to custom wine rooms, each tower is thoughtfully engineered with a specific combination of wine racking, bottle capacity and proportion to accommodate almost any wine storage requirements.





Use as a single unit or combine with additional Towers to create your own unique design from furniture to aesthetic wine room presentations and even complete wine cellars.

A comprehensive line of molding, fillers and panels are available to finish and customize any design. Box construction designs ship fully assembled and ready to install.

ET1

1877.ET.R-P

BOTTLE CAPACITY: 73



- Base unit Rectangle Bins for loose bulk wine or wood case storage – includes 3" base platform
- Display Row unit Parallel wine hardware with LED lighting option
- Upper unit Parallel metal wine hardware, label forward wine storage 3 deep

Material Options:

- Walnut wood
- White Oak wood
- Sapele Mahogany wood

Finish Options:

- Unfinished wood
- Clear finish
- Stain and Clear - Gray, Walnut, Espresso

Parallel Wine Hardware:

- Satin Black
- Brushed Aluminum
- Gold

Dimensions:

18" W x 77.25" H x 11.75" D

1877.ET.R-I

BOTTLE CAPACITY: 81

- Base unit Rectangle Bins for loose bulk wine or wood case storage – includes 3" base platform
- Display Row unit Parallel wine hardware with LED lighting option
- Upper unit 'Champagne' spaced individual columns

Material Options:

Walnut wood
White Oak wood
Sapele Mahogany wood

Finish Options:

Unfinished wood
Clear finish
Stain and Clear - Gray, Walnut, Espresso

Parallel Wine Hardware:

Satin Black
Brushed Aluminum
Gold

Dimensions:

18" W x 77.25" H x 11.75" D

ET2



ET3

1877.ET.P-P

BOTTLE CAPACITY: 52



- Base unit Parallel metal hardware, label forward wine storage 3 deep – includes 3" base platform
- Display Row unit Parallel wine hardware with LED lighting option
- Upper unit Parallel metal wine hardware, label forward wine storage 3 deep

Material Options:

- Walnut wood
- White Oak wood
- Sapele Mahogany wood

Finish Options:

- Unfinished wood
- Clear finish
- Stain and Clear - Gray, Walnut, Espresso

Parallel Wine Hardware:

- Satin Black
- Brushed Aluminum
- Gold

Dimensions:

18" W x 77.25" H x 11.75" D

1877.ET.I-P

BOTTLE CAPACITY: 60

- Base unit 'Champagne' spaced individual columns - includes 3" base platform
- Display Row unit Parallel wine hardware with LED lighting option
- Upper unit Parallel metal wine hardware, label forward wine storage 3 deep

Material Options:

Walnut wood
White Oak wood
Sapele Mahogany wood

Finish Options:

Unfinished wood
Clear finish
Stain and Clear - Gray, Walnut, Espresso

Parallel Wine Hardware:

Satin Black
Brushed Aluminum
Gold

Dimensions:

18" W x 77.25" H x 11.75" D

ET4



ET5

1877.ET.I-I

BOTTLE CAPACITY: 68



-
- Base unit 'Champagne' spaced individual columns – includes 3" base platform
 - Display Row unit Parallel wine hardware with LED lighting option
 - Upper unit 'Champagne' spaced individual columns
-

Material Options:

- Walnut wood
- White Oak wood
- Sapele Mahogany wood

Finish Options:

- Unfinished wood
- Clear finish
- Stain and Clear - Gray, Walnut, Espresso

Parallel Wine Hardware:

- Satin Black
- Brushed Aluminum
- Gold

Dimensions:

18" W x 77.25" H x 11.75" D

1888.ET.R-P

BOTTLE CAPACITY: 85

- Base unit Rectangle Bins for loose bulk wine or wood case storage – includes 3" base platform
- Display Row unit Parallel wine hardware with LED lighting option
- Upper unit Parallel metal wine hardware, label forward wine storage 3 deep

Material Options:

Walnut wood
White Oak wood
Sapele Mahogany wood

Finish Options:

Unfinished wood
Clear finish
Stain and Clear - Gray, Walnut, Espresso

Parallel Wine Hardware:

Satin Black
Brushed Aluminum
Gold

Dimensions:

18" W x 88.5" H x 11.75" D

ET6



ET7

1888.ET.R-I

BOTTLE CAPACITY: 93



-
- Base unit Rectangle Bins for loose bulk wine or wood case storage – includes 3" base platform
 - Display Row unit Parallel wine hardware with LED lighting option
 - Upper unit 'Champagne' spaced individual columns
-

Material Options:

- Walnut wood
- White Oak wood
- Sapele Mahogany wood

Finish Options:

- Unfinished wood
- Clear finish
- Stain and Clear - Gray, Walnut, Espresso

Parallel Wine Hardware:

- Satin Black
- Brushed Aluminum
- Gold

Dimensions:

18" W x 88.5" H x 11.75" D

1888.ET.P-P

BOTTLE CAPACITY: 64

- Base unit Parallel metal hardware, label forward wine storage – includes 3" base platform
- Display Row unit Parallel wine hardware with LED lighting option
- Upper unit Parallel metal wine hardware, label forward wine storage 3 deep

Material Options:

Walnut wood
White Oak wood
Sapele Mahogany wood

Finish Options:

Unfinished wood
Clear finish
Stain and Clear - Gray, Walnut, Espresso

Parallel Wine Hardware:

Satin Black
Brushed Aluminum
Gold

Dimensions:

18" W x 88.5" H x 11.75" D

ET8



ET9

1888.ET.I-P

BOTTLE CAPACITY: 72



- Base unit 'Champagne' spaced individual columns – includes 3" base platform
- Display Row unit Parallel wine hardware with LED lighting option
- Upper unit Parallel metal wine hardware, label forward wine storage 3 deep

Material Options:

- Walnut wood
- White Oak wood
- Sapele Mahogany wood

Finish Options:

- Unfinished wood
- Clear finish
- Stain and Clear - Gray, Walnut, Espresso

Parallel Wine Hardware:

- Satin Black
- Brushed Aluminum
- Gold

Dimensions:

18" W x 88.5" H x 11.75" D

1888.ET.-I

BOTTLE CAPACITY: 80

- Base unit 'Champagne' spaced individual columns – includes 3" base platform
- Display Row unit Parallel wine hardware with LED lighting option
- Upper unit 'Champagne' spaced individual columns

Material Options:

- Walnut wood
- White Oak wood
- Sapele Mahogany wood

Finish Options:

- Unfinished wood
- Clear finish
- Stain and Clear - Gray, Walnut, Espresso

Parallel Wine Hardware:

- Satin Black
- Brushed Aluminum
- Gold

Dimensions:

18" W x 88.5" H x 11.75" D

ET10



ET11

2877.ET.R-P

BOTTLE CAPACITY: 108



- Base unit Rectangle Bins for loose bulk wine or wood case storage – includes 3" base platform
- Display Row unit Parallel wine hardware with LED lighting option
- Upper unit Parallel metal wine hardware, label forward wine storage 3 deep

Material Options:

- Walnut wood
- White Oak wood
- Sapele Mahogany wood

Finish Options:

- Unfinished wood
- Clear finish
- Stain and Clear - Gray, Walnut, Espresso

Parallel Wine Hardware:

- Satin Black
- Brushed Aluminum
- Gold

Dimensions:

28" W x 77.25" H x 11.75" D

2877.ET.R-I

BOTTLE CAPACITY: 120

- Base unit Rectangle Bins for loose bulk wine or wood case storage – includes 3" base platform
- Display Row unit Parallel wine hardware with LED lighting option
- Upper unit 'Champagne' spaced individual columns

Material Options:

Walnut wood
White Oak wood
Sapele Mahogany wood

Finish Options:

Unfinished wood
Clear finish
Stain and Clear - Gray, Walnut, Espresso

Parallel Wine Hardware:

Satin Black
Brushed Aluminum
Gold

Dimensions:

28" W x 77.25" H x 11.75" D

ET12



ET13

2877.ET.P-P

BOTTLE CAPACITY: 78



- Base unit Parallel metal hardware, label forward wine storage 3 deep – includes 3" base platform
- Display Row unit Parallel wine hardware with LED lighting option
- Upper unit Parallel metal wine hardware, label forward wine storage 3 deep

Material Options:

- Walnut wood
- White Oak wood
- Sapele Mahogany wood

Finish Options:

- Unfinished wood
- Clear finish
- Stain and Clear - Gray, Walnut, Espresso

Parallel Wine Hardware:

- Satin Black
- Brushed Aluminum
- Gold

Dimensions:

28" W x 77.25" H x 11.75" D

2877.ET.I-P

BOTTLE CAPACITY: 90

- Base unit 'Champagne' spaced individual columns - includes 3" base platform
- Display Row unit Parallel wine hardware with LED lighting option
- Upper unit Parallel metal wine hardware, label forward wine storage 3 deep

Material Options:

Walnut wood
White Oak wood
Sapele Mahogany wood

Finish Options:

Unfinished wood
Clear finish
Stain and Clear - Gray, Walnut, Espresso

Parallel Wine Hardware:

Satin Black
Brushed Aluminum
Gold

Dimensions:

28" W x 77.25" H x 11.75" D

ET14



ET15

2877.ET.I-I

BOTTLE CAPACITY: 102



- Base unit 'Champagne' spaced individual columns – includes 3" base platform
- Display Row unit Parallel wine hardware with LED lighting option
- Upper unit 'Champagne' spaced individual columns

Material Options:

- Walnut wood
- White Oak wood
- Sapele Mahogany wood

Finish Options:

- Unfinished wood
- Clear finish
- Stain and Clear - Gray, Walnut, Espresso

Parallel Wine Hardware:

- Satin Black
- Brushed Aluminum
- Gold

Dimensions:

28" W x 77.25" H x 11.75" D

2888.ET.R-P

BOTTLE CAPACITY: 126

- Base unit Rectangle Bins for loose bulk wine or wood case storage – includes 3" base platform
- Display Row unit Parallel wine hardware with LED lighting option
- Upper unit Parallel metal wine hardware, label forward wine storage 3 deep

Material Options:

Walnut wood
White Oak wood
Sapele Mahogany wood

Finish Options:

Unfinished wood
Clear finish
Stain and Clear - Gray, Walnut, Espresso

Parallel Wine Hardware:

Satin Black
Brushed Aluminum
Gold

Dimensions:

28" W x 88.5" H x 11.75" D

ET16



ET17

2888.ET.R-I

BOTTLE CAPACITY: 138



- Base unit Rectangle Bins for loose bulk wine or wood case storage – includes 3" base platform
- Display Row unit Parallel wine hardware with LED lighting option
- Upper unit 'Champagne' spaced individual columns

Material Options:

Walnut wood
White Oak wood
Sapele Mahogany wood

Finish Options:

Unfinished wood
Clear finish
Stain and Clear - Gray, Walnut, Espresso

Parallel Wine Hardware:

Satin Black
Brushed Aluminum
Gold

Dimensions:

28" W x 88.5" H x 11.75" D

2888.ET.P-P

BOTTLE CAPACITY: 96

- Base unit Parallel metal hardware, label forward wine storage 3 deep – includes 3" base platform
- Display Row unit Parallel wine hardware with LED lighting option
- Upper unit Parallel metal wine hardware, label forward wine storage 3 deep

Material Options:

- Walnut wood
- White Oak wood
- Sapele Mahogany wood

Finish Options:

- Unfinished wood
- Clear finish
- Stain and Clear - Gray, Walnut, Espresso

Parallel Wine Hardware:

- Satin Black
- Brushed Aluminum
- Gold

Dimensions:

28" W x 88.5" H x 11.75" D

ET18



ET19

2888.ET.I-P

BOTTLE CAPACITY: 108



- Base unit 'Champagne' spaced individual columns – includes 3" base platform
- Display Row unit Parallel wine hardware with LED lighting option
- Upper unit Parallel metal wine hardware, label forward wine storage 3 deep

Material Options:

- Walnut wood
- White Oak wood
- Sapele Mahogany wood

Finish Options:

- Unfinished wood
- Clear finish
- Stain and Clear - Gray, Walnut, Espresso

Parallel Wine Hardware:

- Satin Black
- Brushed Aluminum
- Gold

Dimensions:

28" W x 88.5" H x 11.75" D

2888.ET.-I

BOTTLE CAPACITY: 120

- Base unit 'Champagne' spaced individual columns – includes 3" base platform
- Display Row unit Parallel wine hardware with LED lighting option
- Upper unit 'Champagne' spaced individual columns

Material Options:

- Walnut wood
- White Oak wood
- Sapele Mahogany wood

Finish Options:

- Unfinished wood
- Clear finish
- Stain and Clear - Gray, Walnut, Espresso

Parallel Wine Hardware:

- Satin Black
- Brushed Aluminum
- Gold

Dimensions:

28" W x 88.5" H x 11.75" D

ET20



ET21

4277.ET.R-P

BOTTLE CAPACITY: 162



- Base unit Rectangle Bins for loose bulk wine or wood case storage – includes 3" base platform
- Display Row unit Parallel wine hardware with LED lighting option
- Upper unit Parallel metal wine hardware, label forward wine storage 3 deep

Material Options:

- Walnut wood
- White Oak wood
- Sapele Mahogany wood

Finish Options:

- Unfinished wood
- Clear finish
- Stain and Clear - Gray, Walnut, Espresso

Parallel Wine Hardware:

- Satin Black
- Brushed Aluminum
- Gold

Dimensions:

42" W x 77.25" H x 11.75" D

4277.ET.R-I

BOTTLE CAPACITY: 180

- Base unit Rectangle Bins for loose bulk wine or wood case storage – includes 3" base platform
- Display Row unit Parallel wine hardware with LED lighting option
- Upper unit 'Champagne' spaced individual columns

Material Options:

Walnut wood
White Oak wood
Sapele Mahogany wood

Finish Options:

Unfinished wood
Clear finish
Stain and Clear - Gray, Walnut, Espresso

Parallel Wine Hardware:

Satin Black
Brushed Aluminum
Gold

Dimensions:

42" W x 77.25" H x 11.75" D

ET22



ET23

4277.ET.P-P

BOTTLE CAPACITY: 117



- Base unit Parallel metal hardware, label forward wine storage 3 deep – includes 3" base platform
- Display Row unit Parallel wine hardware with LED lighting option
- Upper unit Parallel metal wine hardware, label forward wine storage 3 deep

Material Options:

- Walnut wood
- White Oak wood
- Sapele Mahogany wood

Finish Options:

- Unfinished wood
- Clear finish
- Stain and Clear - Gray, Walnut, Espresso

Parallel Wine Hardware:

- Satin Black
- Brushed Aluminum
- Gold

Dimensions:

42" W x 77.25" H x 11.75" D

4277.ET.I-P

BOTTLE CAPACITY: 135

- Base unit 'Champagne' spaced individual columns - includes 3" base platform
- Display Row unit Parallel wine hardware with LED lighting option
- Upper unit Parallel metal wine hardware, label forward wine storage 3 deep

Material Options:

- Walnut wood
- White Oak wood
- Sapele Mahogany wood

Finish Options:

- Unfinished wood
- Clear finish
- Stain and Clear - Gray, Walnut, Espresso

Parallel Wine Hardware:

- Satin Black
- Brushed Aluminum
- Gold

Dimensions:

42" W x 77.25" H x 11.75" D

ET24



ET25

4277.ET.I-I

BOTTLE CAPACITY: 153



-
- Base unit 'Champagne' spaced individual columns – includes 3" base platform
 - Display Row unit Parallel wine hardware with LED lighting option
 - Upper unit 'Champagne' spaced individual columns
-

Material Options:

- Walnut wood
- White Oak wood
- Sapele Mahogany wood

Finish Options:

- Unfinished wood
- Clear finish
- Stain and Clear - Gray, Walnut, Espresso

Parallel Wine Hardware:

- Satin Black
- Brushed Aluminum
- Gold

Dimensions:

42" W x 77.25" H x 11.75" D

4288.ET.R-P

BOTTLE CAPACITY: 189

- Base unit Rectangle Bins for loose bulk wine or wood case storage – includes 3" base platform
- Display Row unit Parallel wine hardware with LED lighting option
- Upper unit Parallel metal wine hardware, label forward wine storage 3 deep

Material Options:

Walnut wood
White Oak wood
Sapele Mahogany wood

Finish Options:

Unfinished wood
Clear finish
Stain and Clear - Gray, Walnut, Espresso

Parallel Wine Hardware:

Satin Black
Brushed Aluminum
Gold

Dimensions:

42" W x 88.5" H x 11.75" D

ET26



ET27

4288.ET.R-I

BOTTLE CAPACITY: 207



- Base unit Rectangle Bins for loose bulk wine or wood case storage – includes 3" base platform
- Display Row unit Parallel wine hardware with LED lighting option
- Upper unit 'Champagne' spaced individual columns

Material Options:

- Walnut wood
- White Oak wood
- Sapele Mahogany wood

Finish Options:

- Unfinished wood
- Clear finish
- Stain and Clear - Gray, Walnut, Espresso

Parallel Wine Hardware:

- Satin Black
- Brushed Aluminum
- Gold

Dimensions:

42" W x 88.5" H x 11.75" D

4288.ET.P-P

BOTTLE CAPACITY: 144

- Base unit Parallel metal hardware, label forward wine storage 3 deep – includes 3" base platform
- Display Row unit Parallel wine hardware with LED lighting option
- Upper unit Parallel metal wine hardware, label forward wine storage 3 deep

Material Options:

Walnut wood
White Oak wood
Sapele Mahogany wood

Finish Options:

Unfinished wood
Clear finish
Stain and Clear - Gray, Walnut, Espresso

Parallel Wine Hardware:

Satin Black
Brushed Aluminum
Gold

Dimensions:

42" W x 88.5" H x 11.75" D

ET28



ET29

4288.ET.I-P

BOTTLE CAPACITY: 162



- Base unit 'Champagne' spaced individual columns – includes 3" base platform
- Display Row unit Parallel wine hardware with LED lighting option
- Upper unit Parallel metal wine hardware, label forward wine storage 3 deep

Material Options:

- Walnut wood
- White Oak wood
- Sapele Mahogany wood

Finish Options:

- Unfinished wood
- Clear finish
- Stain and Clear - Gray, Walnut, Espresso

Parallel Wine Hardware:

- Satin Black
- Brushed Aluminum
- Gold

Dimensions:

42" W x 88.5" H x 11.75" D

4288.ET.-I

BOTTLE CAPACITY: 180

- Base unit 'Champagne' spaced individual columns – includes 3" base platform
- Display Row unit Parallel wine hardware with LED lighting option
- Upper unit 'Champagne' spaced individual columns

Material Options:

- Walnut wood
- White Oak wood
- Sapele Mahogany wood

Finish Options:

- Unfinished wood
- Clear finish
- Stain and Clear - Gray, Walnut, Espresso

Parallel Wine Hardware:

- Satin Black
- Brushed Aluminum
- Gold

Dimensions:

42" W x 88.5" H x 11.75" D

ET30



ET31

2877.ET.CN

BOTTLE CAPACITY: 48



-
- Base unit Cabinet with Drawer – includes 3" base platform
 - 1.5" Counter Top
 - Upper unit Square Niche
-

Material Options:

- Walnut wood
- White Oak wood
- Sapele Mahogany wood

Finish Options:

- Unfinished wood
- Clear finish
- Stain and Clear - Gray, Walnut, Espresso

Parallel Wine Hardware:

- Satin Black
- Brushed Aluminum
- Gold

Dimensions:

28" W x 77.25" H x 11.75" D

2877.ET.DN

BOTTLE CAPACITY: 68

- Base unit Diamond Bins – includes 3" base platform
- 1.5" Counter Top
- Upper unit Square Niche

Material Options:

- Walnut wood
- White Oak wood
- Sapele Mahogany wood

Finish Options:

- Unfinished wood
- Clear finish
- Stain and Clear - Gray, Walnut, Espresso

Parallel Wine Hardware:

- Satin Black
- Brushed Aluminum
- Gold

Dimensions:

28" W x 77.25" H x 11.75" D

ET32



ET33

2888.ET.CN

BOTTLE CAPACITY: 60



-
- Base unit Cabinet with Drawer – includes 3" base platform
 - 1.5" Counter Top
 - Upper unit Square Niche – magnum spaced Parallel on top
-

Material Options:

- Walnut wood
- White Oak wood
- Sapele Mahogany wood

Finish Options:

- Unfinished wood
- Clear finish
- Stain and Clear - Gray, Walnut, Espresso

Parallel Wine Hardware:

- Satin Black
- Brushed Aluminum
- Gold

Dimensions:

28" W x 88.5" H x 11.75" D

2888.ET.DN

BOTTLE CAPACITY: 80

- Base unit Diamond Bins – includes 3" base platform
- 1.5" Counter Top
- Upper unit Square Niche – magnum spaced Parallel on top

Material Options:

- Walnut wood
- White Oak wood
- Sapele Mahogany wood

Finish Options:

- Unfinished wood
- Clear finish
- Stain and Clear - Gray, Walnut, Espresso

Parallel Wine Hardware:

- Satin Black
- Brushed Aluminum
- Gold

Dimensions:

28" W x 88.5" H x 11.75" D

ET34



ET35

3677.ET.CN

BOTTLE CAPACITY: 48



-
- Base unit Cabinet with Drawer – includes 3" base platform
 - 1.5" Counter Top
 - Upper unit Square Niche
-

Material Options:

- Walnut wood
- White Oak wood
- Sapele Mahogany wood

Finish Options:

- Unfinished wood
- Clear finish
- Stain and Clear - Gray, Walnut, Espresso

Parallel Wine Hardware:

- Satin Black
- Brushed Aluminum
- Gold

Dimensions:

36W x 77.25" H x 11.75" D

3677.ET.DN

BOTTLE CAPACITY: 90

- Base unit Diamond Bins – includes 3" base platform
- 1.5" Counter Top
- Upper unit Square Niche

Material Options:

- Walnut wood
- White Oak wood
- Sapele Mahogany wood

Finish Options:

- Unfinished wood
- Clear finish
- Stain and Clear - Gray, Walnut, Espresso

Parallel Wine Hardware:

- Satin Black
- Brushed Aluminum
- Gold

Dimensions:

36W x 77.25" H x 11.75" D

ET36



ET37

3688.ET.CN

BOTTLE CAPACITY: 64



- Base unit Cabinet with Drawer – includes 3" base platform
- 1.5" Counter Top
- Upper unit Square Niche – magnum spaced Parallel on top

Material Options:

- Walnut wood
- White Oak wood
- Sapele Mahogany wood

Finish Options:

- Unfinished wood
- Clear finish
- Stain and Clear - Gray, Walnut, Espresso

Parallel Wine Hardware:

- Satin Black
- Brushed Aluminum
- Gold

Dimensions:

36W x 88.5" H x 11.75" D

3688.ET.DN

BOTTLE CAPACITY: 106

- Base unit Diamond Bins – includes 3" base platform
- 1.5" Counter Top
- Upper unit Square Niche – magnum spaced Parallel on top

Material Options:

- Walnut wood
- White Oak wood
- Sapele Mahogany wood

Finish Options:

- Unfinished wood
- Clear finish
- Stain and Clear - Gray, Walnut, Espresso

Parallel Wine Hardware:

- Satin Black
- Brushed Aluminum
- Gold

Dimensions:

36" W x 88.5" H x 11.75" D

ET38



ET39



Molding:

Square multipurpose trim for filler and crown

Dimensions:

3" x 77.25" x .75"

ET40




Molding:

Square multipurpose trim for filler and crown

Dimensions:

3" x 88.5" x .75"

ET47



Molding:

Solid wood cove crown molding

Dimensions:

2.125" x 88.5" x 2.125"

Must use with M388 or M1388TP

MOLDINGS

M377, M388, & M288C

Material Options:

- Walnut wood
- White Oak wood
- Sapele Mahogany wood

Finish Options:

- Unfinished wood
- Clear finish
- Stain and Clear - Gray, Walnut, Espresso

MOLDINGS

M1277EP, M1288EP & M1388TP

Material Options:

- Walnut wood
- White Oak wood
- Sapele Mahogany wood

Finish Options:

- Unfinished wood
- Clear finish
- Stain and Clear - Gray, Walnut, Espresso

Note:

End Panels can be used as 'construction' panels for creating original components, custom fillers or other architectural elements such as base, soffits and fascia.

ET41



Molding:

Decorative slab
end panel

Dimensions:

11.75" x 77.25" x .75"

ET42



Molding:

Decorative slab
end panel

Dimensions:

11.75" x 88.5" x .75"

ET43



Molding:

Finished top plate for use
as crown trim, top shelf

Dimensions:

13" x 88.5" x .75"

ET44



Molding:

Recessed toe kick
finish skin

Dimensions:

3" x 88.5" x .25"

ET45



Molding:

Face Cap trim for
covering vertical seams

Dimensions:

1" x 77.25" x .25"

ET46



Molding:

Face Cap trim for
covering vertical seams

Dimensions:

1" x 88.5" x .25"

MOLDINGS

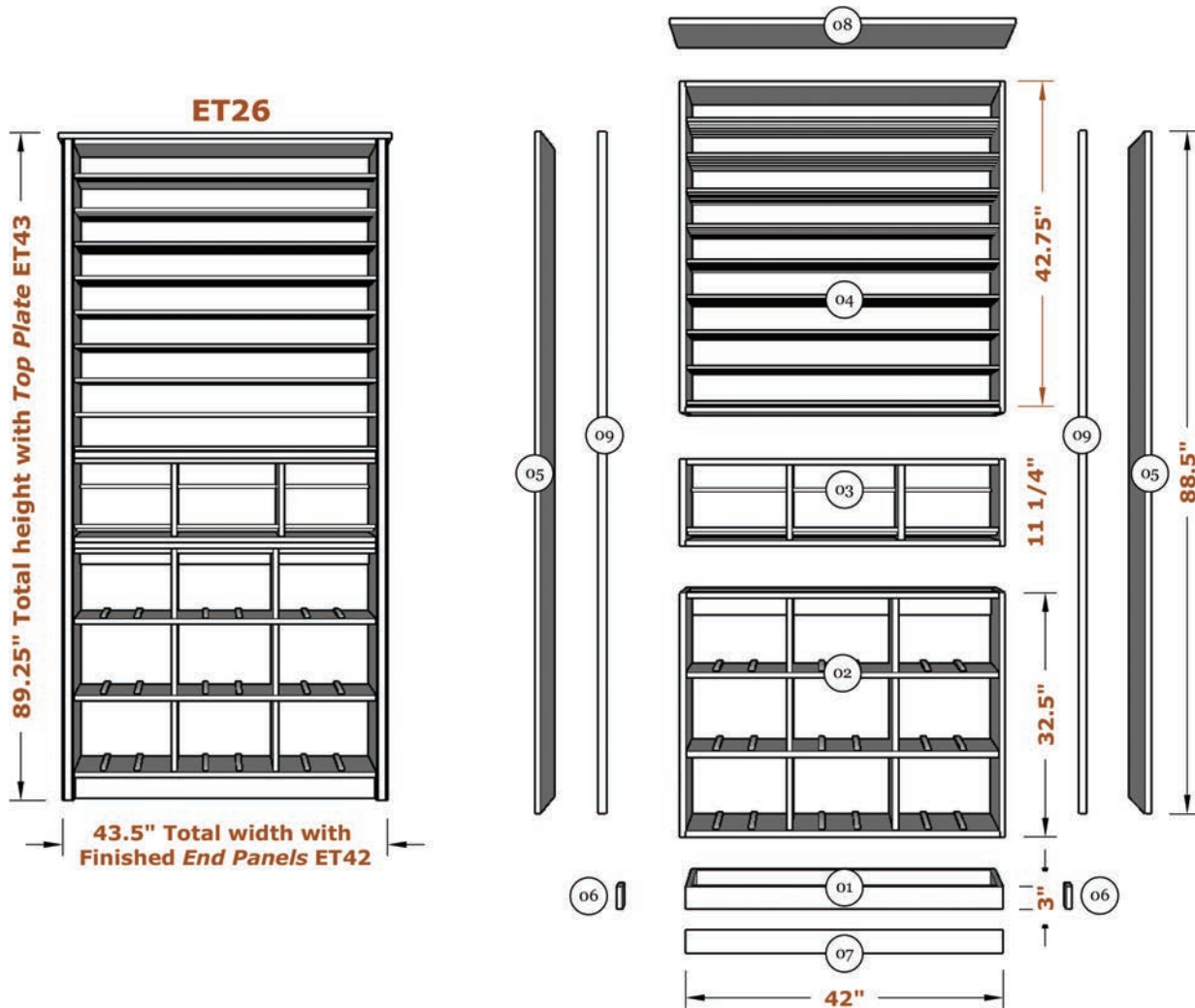
M388K, M177F & M188F

Material Options:

- Walnut wood
- White Oak wood
- Sapele Mahogany wood

Finish Options:

- Unfinished wood
- Clear finish
- Stain and Clear - Gray, Walnut, Espresso



General Installation Notes:

- Installation should be done by advanced DIYer or experienced carpenter.
- Set and secure all cabinet boxes together before securing to the platform or wall.
- After The Tower is secured together as one unit, test for level and plumb and shim the back and/or bottom as needed. Using the install-rails in the back of each cabinet, secure to structural wall studs.

Tools recommended:

- Cordless drill/driver
- Pilot bit
- Quick Grip clamps
- Dead-blow hammer
- Level
- Stud finder
- Brad/pin nailer and air compressor

Securing Cabinets Together:

- Use QuikGrip type clamps and flush up the sides and face.
- Pre-drill with tapered pilot bit. **Note:** Place screws in hard to see places when possible.
- Drive screws flush into plywood. Do not over-drive.
- Hide screw heads with supplied 'Fast-Cap' covers.

Installing a Single Tower

01 Base Platform: Place on the floor in desired location and shim to level as needed. Secure to the wall and floor. Note: The BP is a recessed toe kick.

If there is existing baseboard molding: Remove for a flush wall install or provide equal thickness spacers to install on the face plane of the baseboard.

02 Base Component: Place on the center of the Base Platform. Note: Inside the back of the cabinet is an install-rail for securing to wall at a later time in the install process. Remove cabinets doors (if applicable) for installation.

03 Display Row: Identify the Parallel Display Row unit and make sure the (2) bars are on bottom and (1) bar on top.

Align sides and front and clamp to hold. Drill pilot holes from below and secure Display Row to Base Cabinet with 1.25" screws.

LED Display Lighting Kit: If you are installing a lighting kit, drill wire chases, route wires and install tape lighting behind the Display Row valance at this time.

04 Upper Component: Place the Parallel cabinet on top of Display Row. Align sides and front and clamp to hold. Drill pilot holes from below and secure Display Row to Base Cabinet with 1.25" screws.

Moldings and Finish

05 End Panels ET42: Align the top, bottom and front of the Finished End Panel to the Tower and clamp to hold. Drill pilot holes from inside (try to locate in out-of-sight locations) of Tower cabinet and secure with 1.25" screws.

06 End panel toe kick spacer blocks (included): Secure with pin or brad nails.

07 Toe Kick Skin ET44 covers Base Platform with wood matching veneer.

08 Top Plate ET43: Cut or miter to fit top of Tower with 1/2" min overhang.

09 Face Cap trim ET46 covers the seam between the End Panel and Tower. Secure with pin nails.

TOWER SERIES MOLDING OPTIONS

Tower Series are fully assembled, European style (no face frame) wine cabinetry, installed like traditional cabinets. Moldings are not required for the function of Tower Series; however, they provide the finishing touch and thus are highly recommended.

Note: 3" Recessed base platforms (**Figure 1** in installation diagram) are included and can be covered with ¼" toe skin ET44 or ¾" filler ET39/40 (optional).

ET39 / ET40 Multi-Purpose Trim: These moldings have multi-purpose applications and can be used for filler, crown and toe kick.

ET41 / 42 End Panels: These plywood panels are edge-banded on all four sides. (**Figure 5** in installation diagram).

- Can be used as custom filler by field cutting to the desired width.
- Can be used as additional architectural elements such as custom base, soffits, fascia etc.
- Can be used as 'construction' panels for creating original components

Depending on the application of the Tower or group of Towers, different moldings are applicable. Reference the molding option on pages 41-43.

• **For free standing applications (secured to wall with open sides) the recommended molding would be:**

- End Panels ET41, ET42
- Face Cap ET45, ET46
- Toe kick ET44
- Top Plate ET43 or ET39, ET40 optional
- Crown ET39, ET40, ET47 optional

• **For built in or wall to wall applications the recommended molding would be:**

- Filler ET39/40, ET41/42 (field cut)
- Face Cap ET45, ET46
- Toe kick ET44
- Top Plate ET43 or ET39, ET40 optional
- Crown ET39, ET40, ET47 optional

• **For multi-wall applications the recommended molding would be:**

- Filler ET39/40, ET41/42 (field cut)
- Face Cap ET45, ET46
- Toe kick ET44
- Top Plate ET43 or ET39, ET40 optional
- Crown ET39, ET40, ET47 optional
- End Panels ET41, ET42 (if applicabl

Towers can be supplemented with molding and filler by 'other' and our standard color ML Campbell stains are available.

PRODUCT SPECIFICATIONS

Designed & Manufactured in the USA

The Tower Series is a system of wine racking designed in a vertical column format creating a wide variety of wine storage and wine display arrangements. From freestanding furniture to custom wine rooms, each tower is thoughtfully engineered with a specific combination of wine racking, bottle capacity and proportion to accommodate almost any wine storage.

DISPLAY ROWS

Parallel wine hardware displays angled wine bottles label forward, showcasing colorful and prized wine labels. LED display lighting available.

STANDARD SIZES

Tower Series components offer comprehensive design and dimensional options. These are offered in specific standard sizes and are not available in custom or modified formats.

- Tower Series depth: 11.75"
- Tower Series heights: 77.25" & 88.5"
- Tower Series width: 18" 28" 42"
- Tower Series niche width: 28" & 36"

METAL FINISHES

Parallel Wine Hardware are pairs of anodized aluminum extrusions with a proprietary internal spline for strength and fastening.

Available in:

- Satin Black
- Brushed Aluminum
- Gold

BOX CONSTRUCTION

The Kessick Estate Tower System is a fully assembled European style frameless wine cabinet.

- ¾" A-grade, hardwood core panel case
- Dowel and Conformat fasteners
- Integrated 3" installation rail
- Half-dado internal shelves and partition
- 1mm solid wood edge

WOOD SPECIES

Tower Systems are wood construction cabinetry consisting of a combination of quality veneer panel casework and internal solid stock hardwood componentry.

Available in:

- Sapele Mahogany
- White Oak
- Walnut

Wood Finish Options:

- Unfinished Wood
- Stain and Finish

WINE STORAGE OPTIONS

Individual column 'Ladders'

- Solid wood components
- Dowel construction
- No visible fasteners
- Radius bottle support edges
- Rounded bottle support ends
- Finished prior to assembly

Parallel Wine Hardware

- Transitional Design
- Label Forward wine bottle
- Three bottles deep
- Anodized aluminum bar
- Fastened from outside of box
- No visible fasteners
- Above niche Parallel Magnum Spaced
- Popular trending design format

Rectangle Bins

- Trad/Transitional utilitarian design
- Neck out bulk storage loose bottles
- Wood Case storage, limited sizes
- Multiple bottle size storage

WINE NICHE

Niche components are premium wine cabinets designed to be both a visual centerpiece and a functional work station. This area is also great for displaying artwork and showcasing bottles on the countertop.

Below the niche you can choose from:

- Diamond bin for traditional and practical wine storage
- Base cabinet with drawer for storing items out of sight.
- LED Lighting Kits available

INSTALLATION

Installing the Tower Series is similar to installing any assembled kitchen cabinet. Included are base platforms and installation rails. Molding options include filler, face cap, top plate, crown, base, end panels and additional construction panels. See installation guide for more details.

Each Tower Series component consists of four fully assembled parts: Base Platform, Base unit, Display Row and Upper unit. The individual parts are stacked on top of each other to complete a 'Tower' during the installation process.

LED display lighting 'kits' are sold separate to be installed on-site by the installer or electrician.


WOOD & STAIN SELECTION

Hand-wiped Stains with Two Clear Satin Finish Topcoats

Wood has natural characteristics & can vary in grain and color. Custom Wood & Stain Policies can be found on our website.


Sapele

MAHOGANY UNFINISHED



Walnut

UNFINISHED



White Oak

UNFINISHED





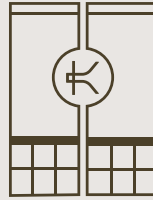
ABOUT US

Kessick Wine Storage Systems designs and manufactures exceptional quality wine cabinetry and wine storage. Kessick is a national wholesale supplier to the professional wine cellar industry, design community and the building trades.

From consultation to comprehensive 3D designs to fully assembled wine storage components, Kessick Quality is evident in every step of the process.

Our objective is to combine aesthetics, function, and sound building science to create the perfect wine storage environment.

Family Owned. Family Operated.
Designed and Manufactured in the USA.



TOWERS

BY **KESSICK**

864.297.1911

office@kessick.com

200 Smith Road

Greenville, SC 29615

